

Terminal blocks Insulation displacement

Screw clamp - ADO  DIN 3

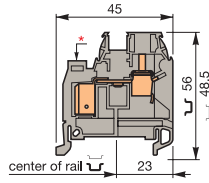


EEx and EExi voltage ratings apply to terminal blocks only without any accessory. The use of ground terminal blocks do not decrease the standard terminal blocks' voltage ratings.
Only 1 wire per ADO connection.

End stop		th. 9 mm	BADL	V0	1 SNA 399 903 R0200
End stop		th. 9,1 mm	BAM	V2	1 SNA 103 002 R2600
End stop		th. 9,1 mm	BAM V0	V0	1 SNA 199 306 R0300
Rail		35 x 7,5 x 1	PR3.Z2		1 SNA 174 300 R1700
Rail		35 x 15 x 2,3	PR4		1 SNA 168 500 R1200
Rail		35 x 15 x 1,5	PR5		1 SNA 168 700 R2200

D 6/8.ADO3.Ex

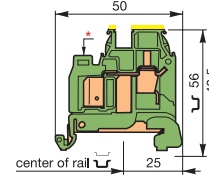
Spacing 8 mm .315"



Standard 8 mm block - * White marking

D 6/8.P.ADO3.Ex

Spacing 8 mm .315"



Terminal block for ground wire with rail contact - * White marking

Standard blocks UL 94 V0 Grey body Blue body

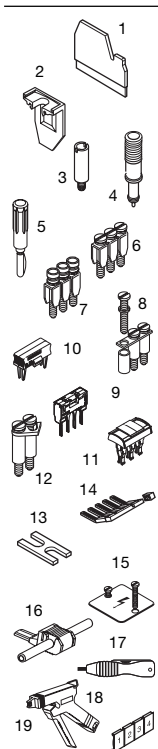
Terminal blocks for ground wires UL 94 V0 Green/yellow body (with rail contact)

Type	P/N
D 6/8.ADO3.Ex <input type="checkbox"/>	1 SNA 146 078 R0300
D 6/8.N.ADO3.Ex <input type="checkbox"/>	1 SNA 146 079 R0400

Characteristics

Wire size	Screw	Wire	IEC NFC DIN	UL/CSA
mm ² / AWG	ADO	Solid wire	0.2 - 10	22-8 AWG
		Flexible wire	0.22 - 6	22-8 AWG
Rated wire size	ADO	Solid wire	4	12 AWG
		Flexible wire	4	12 AWG
Short-circuit current (for ground blocks)		A / s	480 A / 1 s	12 AWG
Wire stripping length		mm / inches	12 mm / .47"	
Recommended torque		Nm / lb.in	0.8-1 Nm / 7.1-8.9 lb.in	
Voltage		EN 50019 / EN 50020	EExe : 750 V	EExi : 375 V
Current		EN 50019 / EN 50020	EEx : 32 A	
ATEX marking			I M2 / M1	II 2G / 1G
ATEX certificate			EEx e/i I / II	
			LCIE 02 ATEX 0029U	

Accessories



Accessories	Type	P/N
1 End section	grey <input type="checkbox"/>	FEDAD1 th. 3 1 SNA 199 336 R2000
	yellow <input type="checkbox"/>	FEDAD1 th. 3 1 SNA 199 339 R0300
2 Circuit separator	grey <input type="checkbox"/>	SCAD • 1 SNA 196 896 R0000
3 Test socket	DIA. 2 mm	AL2 (1) • 1 SNA 163 043 R2100
	DIA. 3 mm	AL3 (1) • 1 SNA 163 261 R0000
	DIA. 4 mm	AL4 (1) • 1 SNA 163 240 R1700
4 Test device	DCO	1 SNA 173 060 R0000
5 Test plug	FC2	1 SNA 007 865 R2600
	FC4	1 SNA 167 860 R0100
6 Assembled jumper bar (without IP20 protection)	BJM8 (1) •	see accessories
7 Assembled jumper bar (with IP20 protection)	BJM8 (1) •	see accessories
8 Jumper bar not assembled	BJJ (1) •	see accessories
9 Screwless jumper bar IP20	BJE8 •	see accessories
10 Jumper bar	BJB •	see accessories
11 Screwless jumper bar to be inserted into ADO jaw	BJADO	see accessories
12 Pivoting jumper bar	BJP8 •	1 SNA 174 448 R0700
13 Connector plate	EL6 •	1 SNA 173 627 R2100
14 Comb-type jumper bar	PC8 10 poles	1 SNA 163 313 R2400
15 Protection label	EP6 • 3 blocks	1 SNA 163 427 R1700
	EP8 • 4 blocks	1 SNA 163 428 R2000
	VSP6 •	1 SNA 163 433 R1500
	AD2.5	1 SNA 114 205 R2000
16 IDC jumper	OUMAD	1 SNA 179 466 R0600
17 Manual tool	OUPAD	1 SNA 178 944 R0400
18 Semi-automatic tool	OUTA	1 SNA 205 284 R0300
19 Interchangeable head kit		
	• These accessories cannot be mounted on D 6/8.P.ADO3.Ex block	
R See markers section	RCAL85 - RC810 - RTM7	

(1) A circuit separator SC.... is required with these accessories.

Double deck terminal blocks Insulation displacement

Screw clamp - ADO  DIN 3



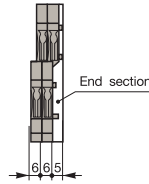
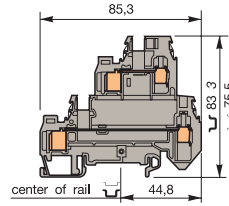
EExe and EExi voltage ratings apply to terminal blocks only without any accessory. The use of ground terminal blocks do not decrease the standard terminal blocks' voltage ratings.

2 wires max. same gage and nature per ADO connection.

End stop		th. 12 mm	BADH	V2	1SNA 116 900 F2700
End stop		th. 9,1 mm	BAMH V0	V0	1SNA 194 836 F0100
Rail		35 x 7,5 x 1	PR3.Z2		1SNA 174 300 F1700
Rail		35 x 15 x 2,3	PR4		1SNA 168 500 F1200
Rail		35 x 15 x 1,5	PR5		1SNA 168 700 F2200

D 4/6.D2.ADO.Ex

Spacing 6 mm .238"



Terminal block 6 mm, double deck opened.

	Type	P/N
Standard blocks UL 94 V0 <input type="checkbox"/> Grey body	D4/6.D2.ADO.Ex <input type="checkbox"/>	1SNA 146 045 F2200
<input type="checkbox"/> Blue body	D4/6.D2.NADO.Ex <input type="checkbox"/>	1SNA 146 046 F2300

Characteristics		IEC NFC DIN	UL/CSA
Wire size	Screw	Solid wire 0.2 - 4	22-10 AWG
		Flexible wire 0.22 - 4	22-10 AWG
mm ² / AWG	ADO	Solid wire 0.28 - 1.5	22-16 AWG
		Flexible wire 0.34 - 1.5	22-16 AWG
Rated wire size		1.5 mm ²	10/16 AWG
Wire stripping length		9.5 mm / .37"	
Recommended torque		0.5-0.8 Nm / 4.4-7.1 lb.in	
Voltage		EExe : 550 V	EExi : 375 V
Current		EEx : 17.5 A	
ATEX marking		I M2 / M1	II 2G / 1G
ATEX certificate		EEEx e/I I / II	
		LCIE 02 ATEX 0021U	

Accessories		Type	P/N
	1 End stop	FED2AD1	th. 5 <input type="checkbox"/> 1SNA 199 417 F1200
	2 End section	SCAD	<input type="checkbox"/> 1SNA 196 896 F0000
	3 Circuit separator	AL2 (1)	DIA 2 1SNA 163 043 F2100
	4 Test socket	AL3 (1)	DIA 3 1SNA 163 261 F0000
	5 Test device	DCJ	<input type="checkbox"/> 1SNA 173 059 F0300
	6 Test plug	FC2	DIA 2 1SNA 007 865 F2600
	7 Screwless jumper bar IP20	BJM6...	see accessories
	8 Pivoting jumper bar	BJM6...	see accessories
	9 Jumper bar for alternated jumping	BJM6...	see accessories
	10 Connector plate	BJM6...	see accessories
	11 Comb type jumper bar Insulating tip	BJM6...	see accessories
	12 Vertical jumper bar	BJM6 (1)	1SNA 174 413 F1400
	13 Shielding connector	BJA6 (1)	10 poles 1SNA 116 541 F1200
	14 Protection label Screw for protection label	EL6	1SNA 173 627 F2100
	15 IDC jumper	PC6	10 poles 1SNA 113 548 F2600
	16 Manual tool	EIP	1SNA 113 550 F2400
	17 Semi-automatic tool	ITVE	1SNA 179 694 F0300
	18 Interchangeable head kit	CBD2S	1SNA 178 408 F1400
		EP6	4 blocks 1SNA 163 427 F1700
		VSP6	1SNA 163 433 F1500
		AD2.5	1SNA 114 205 F2000
		OUMAD	1SNA 179 466 F0600
		OUPAD	1SNA 178 944 F0400
		OUTA	1SNA 205 284 F0300
	R See markers section	RC65 - RC610 - RTM7	

(1) A circuit separator SC.... is required with these accessories.

Terminal blocks Insulation displacement

ADO - ADO  DIN 3



EExe and EExi voltage ratings apply to terminal blocks only without any accessory. The use of ground terminal blocks do not decrease the standard terminal blocks' voltage ratings.

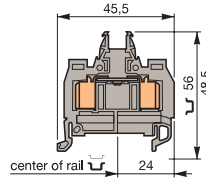
2 wires max. same gage and nature per ADO connection.

* UL - Hazardous locations Class I - Zone I - Ex e II T6
File # E199332

End stop		th. 9 mm	BADL	V0	1SNA 399 903 R0200
End stop		th. 9,1 mm	BAM	V2	1SNA 103 002 R2600
End stop		th. 9,1 mm	BAM V0	V0	1SNA 199 306 R0300
Rail		35 x 7,5 x 1	PR3.Z2		1SNA 174 300 R1700
Rail		35 x 15 x 2,3	PR4		1SNA 168 500 R1200
Rail		35 x 15 x 1,5	PR5		1SNA 168 700 R2200

D 1/5.ADO.Ex

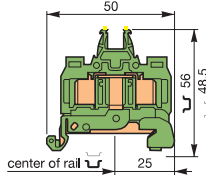
Spacing 5 mm .200"



Standard 5 mm block

D 1/5.P.ADO.Ex

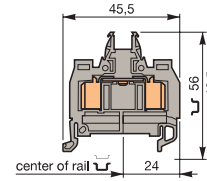
Spacing 5 mm .200"



Terminal block for ground wire with rail contact

D 1,5/6.ADO.Ex

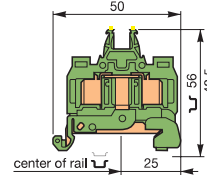
Spacing 6 mm .238"









Standard 6 mm block




D 1,5/6.P.ADO.Ex

Spacing 6 mm .238"







Terminal block for ground wire with rail contact


























	Type	P/N	Type	P/N
Standard blocks UL 94 V0  Grey body  Blue body	D 1/5.ADO.Ex  1SNA 146 069 R0200		D 1,5/6.ADO.Ex*  1SNA 146 036 R1100	
	D 1/5.N.ADO.Ex  1SNA 146 070 R0700		D 1,5/6.N.ADO.Ex  1SNA 146 037 R1200	

Terminal blocks for ground wires UL 94 V0  Green/yellow body (with rail contact)	D 1/5.P.ADO.Ex  1SNA 146 075 R2000		D 1,5/6.P.ADO.Ex*  1SNA 146 040 R0100	
---	---	--	--	--

Characteristics

Wire size		Screw	Solid wire	UL/CSA	IEC	UL/CSA	IEC
mm ² / AWG	ADO	Solid wire	0.2 - 1	24-18 AWG	0.34 - 1.5	22-16 AWG	
		Flexible wire	0.22 - 1	24-18 AWG	0.34 - 1.5	22-16 AWG	
Rated wire size			mm ² / AWG	1 mm ² / 18 AWG	1.5 mm ² / 16 AWG		
Short-circuit current (for ground blocks)		A / s	120 A / 1 s		180 A / 1 s		
Wire stripping length		mm / inches					
Recommended torque		Nm / lb.in					
Voltage		EN 50019 / EN 50020	EExe : 750 V EExi : 60 V		EExe : 550 V EExi : 90 V		
Current		EN 50019 / EN 50020	EEx : 13,5 A		EEx : 17,5 A		
ATEX marking			 I M2 / M1  II 2G / 1G		 I M2 / M1  II 2G / 1G		
ATEX certificate			LCIE 02 ATEX 0029U		LCIE 02 ATEX 0021U		

Accessories

	Type	P/N	Type	P/N
1 End section 	grey  FEMAD3 th. 3  1SNA 199 341 R0500		yellow  FEMAD3 th. 3  1SNA 199 343 R0700	
2 Circuit separator 	grey  SCAD5  1SNA 199 551 R2000		grey  SCAD5  1SNA 199 551 R2000	
3 Test socket 	DIA. 2 mm AL2 (1) 1SNA 163 046 R2400		DIA. 3 mm AL2 (1) 1SNA 163 046 R2400 AL3 (1) 1SNA 163 261 R0000	
4 Test plug 	FC2 1SNA 007 865 R2600		FC2 1SNA 007 865 R2600 FC4 1SNA 167 860 R0100	
5 Assembled jumper bar (without IP20 protection) 	BJM5 (1) see accessories		BJM6 (1) see accessories	
6 Assembled jumper bar (with IP20 protection) 	BJM5 (1) see accessories		BJM6 (1) see accessories	
7 Jumper bar not assembled Post + screw + washer 	BJJ5 (1) see accessories EV5		BJJ6 (1) see accessories EV6	
8 Screwless jumper bar IP20 	BJE... see accessories		BJE... see accessories	
9 Jumper bar 	BJB see accessories		BJB see accessories	
10 Screwless jumper bar to be inserted into ADO jaw orange IP20 	BJADO5... see accessories		BJADO6... see accessories	
11 Pivoting jumper bar 			BJP6 1SNA 174 413 R1400	
12 Connector plate 			EL6 1SNA 173 627 R2100	
13 Shielding connector 	th. 0,5 CBM5 1SNA 178 745 R1400 th. 0,8 CBM8 1SNA 178 746 R1500		CBM5 1SNA 178 745 R1400 CBM8 1SNA 178 746 R1500 EP6 1SNA 163 427 R1700	
14 Protection label 	Screw for protection label		VSP6 1SNA 163 433 R1500	
15 Manual tool 	OUMAD 1SNA 179 466 R0600		OUMAD 1SNA 179 466 R0600	
16 Semi-automatic tool 	OUPAD 1SNA 178 944 R0400		OUPAD 1SNA 178 944 R0400	
17 Interchangeable head kit 	OUTA 1SNA 205 284 R0300		OUTA 1SNA 205 284 R0300	
R See markers section	RC55 - RC510 - RTM 7		RC65 - RC610 - RTM7	

(1) A circuit separator SC... is required with these accessories.

Terminal blocks Insulation displacement

ADO - ADO  DIN 3












EExe and EExi voltage ratings apply to terminal blocks only without any accessory. The use of ground terminal blocks do not decrease the standard terminal blocks' voltage ratings.

2 wires max. same gage and nature per ADO connection.

** UL - Hazardous locations Class I - Zone I - Ex e II T6
File # E199332


















End stop		th. 9 mm	BADL	V0	1SNA 399 903 F0200
End stop		th. 9,1 mm	BAM	V2	1SNA 103 002 F2600
End stop		th. 9,1 mm	BAM V0	V0	1SNA 199 306 F0300
Rail		35 x 7,5 x 1	PR3.Z2		1SNA 174 300 F1700
Rail		35 x 15 x 2,3	PR4		1SNA 168 500 F1200
Rail		35 x 15 x 1,5	PR5		1SNA 168 700 F2200

	Type	P/N	Type	P/N
Standard blocks UL 94 V0  Grey body  Blue body	D 2,5/8.ADO.Ex** 	1SNA 146 038 F2300	D 4/8.ADO.Ex** 	1SNA 146 076 F2100
	D 2,5/8.N.ADO.Ex 	1SNA 146 039 F2400	D 4/8.N.ADO.Ex 	1SNA 146 077 F2200
Terminal blocks for ground wires UL 94 V0  Green/yellow body (with rail contact)	D2,5/8.P.ADO.Ex** 	1SNA 146 041 F2600	D 4/8.P.ADO.Ex 	1SNA 146 080 F2200

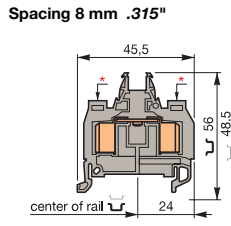
Characteristics

	IEC NFC DIN	UL/CSA	IEC NFC DIN	UL/CSA
Wire size				
mm² / AWG	Screw	Solid wire Flexible wire		
	ADO	Solid wire Flexible wire	1 - 2.5 16-14 AWG	2.5 - 4 14-12 AWG
Rated wire size	mm ² / AWG	2,5 mm ² 16 AWG	4 mm ² 12 AWG	
Short-circuit current (for ground blocks)	A / s	300 A / 1 s	480 A / 1 s	
Wire stripping length	mm / inches			
Recommended torque	Nm / lb.in			
Voltage	EN 50019 / EN 50020	EExe : 420 V EExi : 90 V	EExe : 420 V EExi : 190 V	
Current	EN 50019 / EN 50020	EEx : 24 A	EEx : 32 A	
ATEX marking		I M2 / M1 II 2G / 1G	I M2 / M1 II 2G / 1G	
ATEX certificate		LCIE 02 ATEX 0021U	LCIE 02 ATEX 0029U	

Accessories

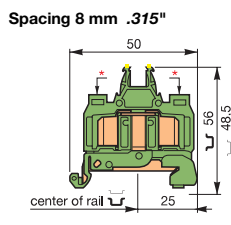
	Type	P/N	Type	P/N
 1 End section	grey 	FEMAD3 th. 3  1SNA 199 341 F0500	FEMAD3 th. 3  1SNA 199 341 F0500	
 2 Circuit separator	grey 	SCAD  1SNA 196 896 F0000	SCAD  1SNA 196 896 F0000	
 3 Test socket	DIA. 2 mm	AL2 (1) 1SNA 163 043 F2100	AL2 (1) 1SNA 163 043 F2100	
	DIA. 3 mm	AL3 (1) 1SNA 163 262 F0100	AL3 (1) 1SNA 163 262 F0100	
	DIA. 4 mm	AL4 (1) 1SNA 163 240 F1700	AL4 (1) 1SNA 163 240 F1700	
 4 Test plug		FC2 1SNA 007 865 F2600 FC4 1SNA 167 860 F0100	FC2 1SNA 007 865 F2600 FC4 1SNA 167 860 F0100	
 5 Assembled jumper bar (without IP20 protection)		BJM8 (1) see accessories	BJM8 (1) see accessories	
 6 Assembled jumper bar (with IP20 protection)		BJM8 (1) see accessories	BJM8 (1) see accessories	
 7 Jumper bar not assembled		BJM8 (1) see accessories	BJM8 (1) see accessories	
 8 Post + screw + washer		BJS8 (1) see accessories EV6 see accessories	BJS8 (1) see accessories EV6 see accessories	
 9 Screwless jumper bar	IP20	BJE8... see accessories	BJE8... see accessories	
 10 Jumper bar		BJB 1SNA 199 466 F2300	BJB 1SNA 199 466 F2300	
 11 Pivoting jumper bar		BJP8 1SNA 174 448 F0700	BJP8 1SNA 174 448 F0700	
12 Connector plate		EL6 1SNA 173 627 F2100	EL6 1SNA 173 627 F2100	
13 Protection label		EP6 1SNA 163 427 F1700 EP8 1SNA 163 428 F2000 VSP6 1SNA 163 433 F1500	EP6 1SNA 163 427 F1700 EP8 1SNA 163 428 F2000 VSP6 1SNA 163 433 F1500	
14 Manual tool		OUMAD 1SNA 179 466 F0600	OUMAD 1SNA 179 466 F0600	
15 Semi-automatic tool		OUPAD 1SNA 178 944 F0400	OUPAD 1SNA 178 944 F0400	
16 Interchangeable head kit		OUTA 1SNA 205 284 F0300	OUTA 1SNA 205 284 F0300	
R See markers section		RCAL85 - RC610 - RTM7	RCAL85 - RC610 - RTM7	

D 2,5/8.ADO.Ex



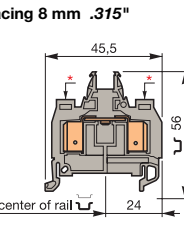
Standard 8 mm block - * Black marking

D 2,5/8.P.ADO.Ex



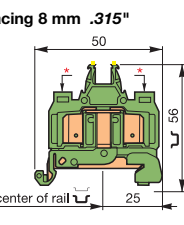
Terminal block for ground wire with rail contact - * Black marking

D 4/8.ADO.Ex



Standard 8 mm block - * White marking

D 4/8.P.ADO.Ex



Terminal block for ground wire with rail contact - * White marking

(1) A circuit separator SC... is required with these accessories.

Standard and ground miniblocks

- Screw clamp - ADO ✓ DIN 2



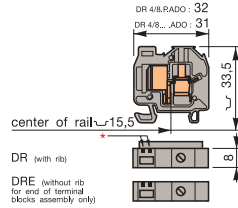
EExe and EExi voltage ratings apply to terminal blocks only without any accessory. The use of ground terminal blocks do not decrease the standard terminal blocks' voltage ratings.

2 wires max. same gage and nature per ADO connection.

End stop	✓	th. 6.5 mm	BADRL	V0	1SNA 199 420 R2100
Rail	✓	15 x 5 x 1	PR2		1SNA 164 600 R1200

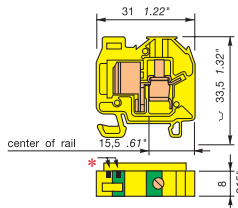
DR 4/8.ADO.Ex

Spacing 8 mm .315"
Mounting rail DIN 2



DR 4/8.PI.ADO.Ex

Spacing 8 mm .315"
Mounting rail DIN 2



Standard blocks UL 94 V0	□ Grey body	Type	P/N
		DR 4/8.ADO.Ex	□ 1SNA 146 255 R0100

Terminal blocks for ground wires UL 94 V0	■ Yellow body/green (without rail contact)	Type	P/N
		DR 4/8.PI.ADO.Ex	■ 1SNA 146 204 R0700

Characteristics

		IEC NFC DIN	UL/CSA
Wire size	Screw	Solid wire Flexible wire	0.2 - 4 0.22 - 4
	mm ² / AWG	ADO	Solid wire Flexible wire
Rated wire size		mm ² / AWG	2.5 mm ² 14 AWG
Short-circuit current (for ground blocks)	A / s	300 A / 1 s	
Wire stripping length	mm / inches	9.5 mm / .37"	
Recommended torque	Nm / lb.in	0.5-0.8 Nm / 4.4-7.1 lb-in	
Voltage	EN 50019 / EN 50020	EExe : 550 V	EExi : 375 V
Current	EN 50019 / EN 50020	EEx : 24 A	
ATEX marking		Ex I M2 / M1	Ex II 2G / 1G
ATEX certificate		EEx e/I I / II LCIE 02 ATEX 0032U	

Accessories

		Type	P/N
	1 End stop (DIN 2)	grey □	BADRL V0 th. 6.5 □ 1SNA 199 420 R2100
	2 End section	grey □	FEAD1 V0 th. 2.5 □ 1SNA 199 421 R1600
	3 Separator	orange ■	FEAD1 V0 th. 2.5 ■ 1SNA 199 422 R1700
	4 Test device	grey □	FEAD5 V0 th. 5.0 □ 1SNA 199 433 R1200
	5 Test plug	orange ■	FEAD5 V0 th. 5.0 ■ 1SNA 199 434 R1300
	6 Comb-type jumper bar		DCJ ■ 1SNA 173 059 R0300
	7 IDC jumper		FC2 DIA. 2 1SNA 007 865 R2600
	8 Manual tool		PC8 see accessories
	9 Semi-automatic tool		AD2.5 V2 1SNA 114 205 R2000
	10 Interchangeable head kit		OUMAD 1SNA 179 466 R0600
	11 Pneumatic tool kit		OUPAD 1SNA 178 944 R0400
	12 Extraction tool kit		OUTA 1SNA 205 284 R0300
			OUTAD 1SNA 205 710 R1100
			EXAD2 1SNA 205 721 R0000
R	See markers section	Top of block RCAL85	

Standard and ground miniblocks

- ADO - ADO DIN 2 / DIN 3



EExe and EExi voltage ratings apply to terminal blocks only without any accessory. The use of ground terminal blocks do not decrease the standard terminal blocks' voltage ratings.

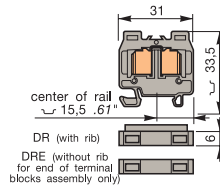
2 wires max. same gage and nature per ADO connection.

* UL - Hazardous locations Class I - Zone I - Ex e II T6
File # E199332

End stop		th. 6.5 mm	BADRL	V0	1SNA 199 420 F2100
End stop		th. 12 mm	BADH	V2	1SNA 116 900 F2700
End stop		th. 9.1 mm	BAMH V0	V0	1SNA 194 836 F0100
Rail		15 x 5 x 1	PR2		1SNA 164 600 F1200
Rail		35 x 7,5 x 1	PR3.Z2		1SNA 174 300 F1700
Rail		35 x 15 x 2,3	PR4		1SNA 168 500 F1200
Rail		35 x 15 x 1,5	PR5		1SNA 168 700 F2200

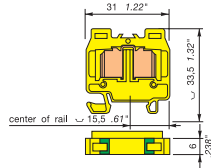
DR 1,5/6.ADO.Ex

Spacing 6 mm .238"
Mounting rail DIN 2



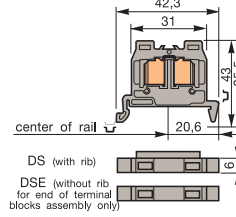
DR 1,5/6.PI.ADO.Ex

Spacing 6 mm .238"
Mounting rail DIN 2



DS 1,5/6... ADO.Ex

Spacing 6 mm .238"
Mounting rail DIN 3



	Type	P/N	Type	P/N
Standard blocks UL 94 V0 Grey body Blue body	DR 1,5/6.ADO.Ex	1SNA 146 205 F0000	DS 1,5/6.ADO.Ex*	1SNA 146 066 F2700
			DS 1,5/6.N.ADO.Ex*	1SNA 146 067 F2000
Terminal blocks for ground wires UL 94 V0 Yellow body/green (without rail contact)	DR 1,5/6.PI.ADO.Ex	1SNA 146 206 F0100		

Characteristics

	IEC NFC DIN	UL/CSA	IEC NFC DIN	UL/CSA
Wire size				
mm ² / AWG	Screw	Solid wire Flexible wire		
	ADO	Solid wire Flexible wire	0.28 - 1.5 0.34 - 1.5	22-16 AWG 22-16 AWG
Rated wire size	mm ² / AWG	1.5 mm ² 16 AWG	1.5 mm ² 16-10 AWG	
Short-circuit current (for ground blocks)	A / s	180 A / 1 s		
Wire stripping length	mm / inches			
Recommended torque	Nm / lb.in			
Voltage	EN 50019 / EN 50020	EExe : 550 V EExi : 375 V	EExe : 550 V EExi : 375 V	
Current	EN 50019 / EN 50020	EEx : 17,5 A	EEx : 17,5 A	
ATEX marking		I M2 / M1 II 2G / 1G	I M2 / M1 II 2G / 1G	
ATEX certificate		LCIE 02 ATEX 0032U	LCIE 02 ATEX 0032U	

Accessories

	Type	P/N	Type	P/N
1 End stop (DIN 2) grey	BADRL V0	th. 6.5 1SNA 199 420 F2100	BADL V0	th. 9.0 1SNA 399 903 F0200
2 End stop (DIN 3) grey				
3 End section grey	FEAD2 V0	th. 2.5 1SNA 199 423 F1000	FEAD2 V0	th. 2.5 1SNA 199 423 R1000
4 Separator orange	FEAD2 V0	th. 2.5 1SNA 199 424 R1100	FEAD2 V0	th. 2.5 1SNA 199 424 R1100
4 Separator grey	FEAD6 V0	th. 5.0 1SNA 199 435 R1400	FEAD6 V0	th. 5.0 1SNA 199 435 R1400
4 Separator orange	FEAD6 V0	th. 5.0 1SNA 199 436 R1500	FEAD6 V0	th. 5.0 1SNA 199 436 R1500
5 Screwless jumper bar to be inserted into ADO jaw orange IP20	BJADO6...	see accessories	BJADO6...	see accessories
6 Manual tool	OUMAD	1SNA 179 466 F0600	OUMAD	1SNA 179 466 F0600
7 Semi-automatic tool	OUPAD	1SNA 178 944 F0400	OUPAD	1SNA 178 944 F0400
8 Interchangeable head kit	OUTA	1SNA 205 284 F0300	OUTA	1SNA 205 284 F0300
9 Pneumatic tool kit	OUTAD	1SNA 205 710 R1100	OUTAD	1SNA 205 710 R1100
10 Extraction tool kit	EXAD2	1SNA 205 721 F0000	EXAD2	1SNA 205 721 F0000
R See markers section	Top of block RC65 - RCAL85		Top of block RC65 - RCAL85	